



DESIGNED FOR RESIDENTIAL AND COMMERCIAL APPLICATION

# KIT PW320/PW330 SWING GATE OPENERS

The POWERTECH PW320/PW330 SWING GATE OPENERS are designed for residential and commercial applications. Each unit comes with a stylish appearance, innovative design and supports motor release via a special key in case of power failures.

## KIT PW320/PW330 Accessories:



**PW320**  
Gear Motor



**PW330**  
Gear Motor



**PC200**  
Control Box



**PF-1**  
Flashing Light



**PR-1**  
Transmitter



**PPB-1**  
Push Button



## PW320

### Gear Motor

- Electro-mechanical gear motor designed for residential and commercial applications
- Maximum weight: 250kgs; maximum length: 2.5mts
- Power requirements: 24VDC
- With embedded hall sensors in the gear motor for emergency stop support
- Soft start and stop motor for better start and closing cycles



## PW330

### Gear Motor

- Electro-mechanical gear motor designed for residential and commercial applications
- Maximum weight: 300kgs; maximum length: 3.5mts
- Power requirements: 24VDC
- With embedded hall sensors in the gear motor for emergency stop support
- Soft start and stop motor for better start and closing cycles



## PF-1

### Flashing Light

- 24V halogen bulb offers excellent illumination and longer lifetime
- Comes in a stylish shape and fashionable appearance



## PPB-1

### Push Button

- Designed for indoor use
- Easy to operate

DESIGNED FOR RESIDENTIAL AND COMMERCIAL APPLICATION

# KIT PW320/PW330 SWING GATE OPENERS



## PC200

### Control box

- Can support up to 50 remote control transmitters
- Can support 24VDC batteries (optional feature) for battery operation during power failures
- Easy to install



## PR-1

### Transmitter

- Supported Distance: approximately 3mts (line of sight)
- With 2 buttons (for single-gate or dual-gate operation)

Available at: **INFINITE SYSTEMS TECHNOLOGY CORP.**

TEL: 892-9073 to 77

FAX: 892-9077

Address: 7/F Cityland 10 Tower 1, #156 H.V. Dela Costa St.,  
Ayala Avenue, Makati City

E-mail: [sales@infinite.com.ph](mailto:sales@infinite.com.ph)

<http://infinitesystems.net>



DESIGNED FOR RESIDENTIAL AND COMMERCIAL APPLICATION


















MAX. Weight up to 300kg PER LEAF  
Length up to 3.5mts.

# KIT PW330 SWING GATE OPENER

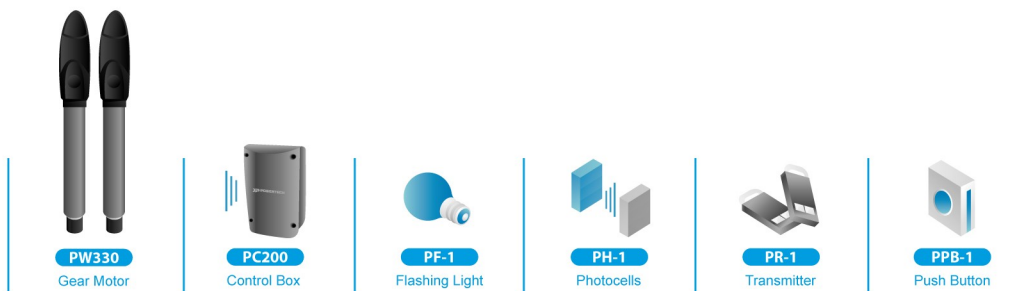
The POWERTECH PW330 SWING GATE OPENER is designed for residential and commercial applications. Each unit comes with a stylish appearance, innovative design and supports motor release via a special key in case of power failure.

THIS TABLE ILLUSTRATES CONTENTS OF EACH KIT AND THE ACCESSORIES THAT CAN BE ADDED.

\*Philippine Edition

VERSION	 PW330 Gear Motor	 PC200 Control Box	 PF-1 Flashing Light	 PH-1 Photocells	 PR-1 Transmitter	 PPB-1 Push Button
BASIC						
PREMIUM						

 INCLUDED  OPTIONAL



BOX DIAGRAM



**PW330**

THE STRONGEST SOLUTION  
FOR SWING GATES

GATE OPENERS